

Compatibility

All major pool controller brands:

IntelliTouch®
Omnilogic®
AQUALINK®

Secure Fit

Universal Adapter with
Patented CAM-LOCKS

Super Cool

Water-cooled system
3000lm+ Brightness

UL Listed

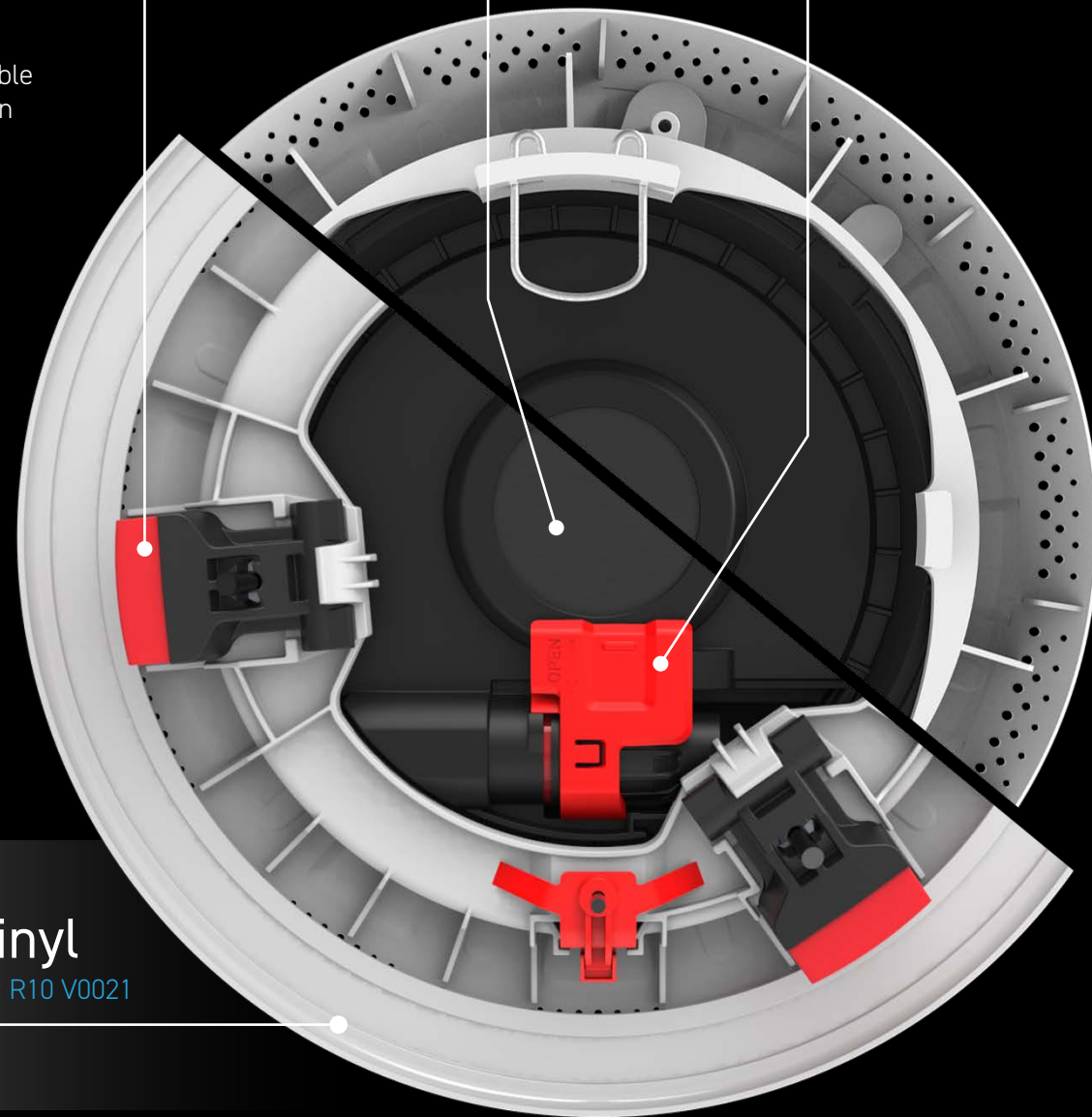
Simpler installation
and servicing
Quick Connect Plug

10" Concrete niches:

The R10 Adapter is compatible
with any brand niche with an
internal diameter range of
9.05 inches - 9.6 inches.



Scan to see more
about our Retro Products



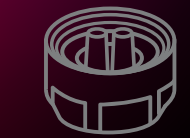
Suitable for Vinyl

*Additional trim kit required: R10 V0021

Suits most major brands



compatible
with 10"
NICHES



QUICK-CONNECT
PLUG



PATENTED
CAM-LOCKS



Product Specification	LED Color	LED Array	Wavelength	Lumens	Color Temp	
VOLTAGE:	10.5 - 13v AC	WHITE:	Warm	n/a	3200	3000k
WATTAGE:	45w	WHITE:	Daylight	n/a	3200	4000k
INGRESS PROTECTION:	IPX8	BLUE:	BLUE	465nm	1000	n/a
SUITABLE FOR:	10" Concrete Niches	MULTI-PLUS:	RGB+W	Varies	3200	4000k
COMPATIBLE:	Extra Safe Low Voltage LiTYARD 2 and LVX Series					

For more information on the **Retro R10**
and our other products, please visit our
website or contact our US Office:

Toll Free: **1 800 708 5545**
Email: info@spaelectrics.com
Web: www.spaelectrics.com

Spa Electrics®

www.spaelectrics.com |

2025.10.22

Spa Electrics®


R10

UNIVERSAL 10" REPLACEMENT POOL LIGHT FOR CONCRETE

Designed by Builders for Builders

The only **Retro-Fit** light for 10" Niches you will ever need!

R10



CAM-LOCK Installation

There's no need for expensive repair work, as Retro R10's Universal Adapter doesn't rely on intact niche mounting hooks or screws for installation. It's **patented CAM-LOCKS** grip the niche wall as they're fitted, pulling the light and niche together for a secure fit.

Standard Installation

If the existing niche mounting hooks and screws are intact, Retro R10 supports standard installation via the HOOK TAB at the base and the front facing screw at top.

The **HOOK TAB** at the base adjusts to suit all major brand niche tabs without the need for extra washers or spacers.

Quick Connect Plug

Say goodbye to changing cables forever with Retro R10's **Quick Connect Plug**. Connecting to the existing pool light cable in the niche, the **UL Listed Quick Connect Plug** ensures fast and reliable installation while also enabling easier future servicing in the field.

Retro R10 is the brightest LED retro-fit on the market with **over 3000 lumen** output. The unique water cooled design harnesses the full cooling potential of your pools to maximize performance and extend product life. Retain the brilliance of a 300W halogen, while improving the look and safety of your pools with Retro R10.

retro
REPLACEMENT LED POOL LIGHT